



Gate Valves Type Bolted Bonnet Class 2500 DN 50-350 (2" – 14") Carbon, Alloy and Stainless Steel

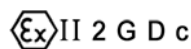


Fig. VC2500BB

Design:
API 600 & ISO 10434
ASME B16.34 and BS 1414



600-0016

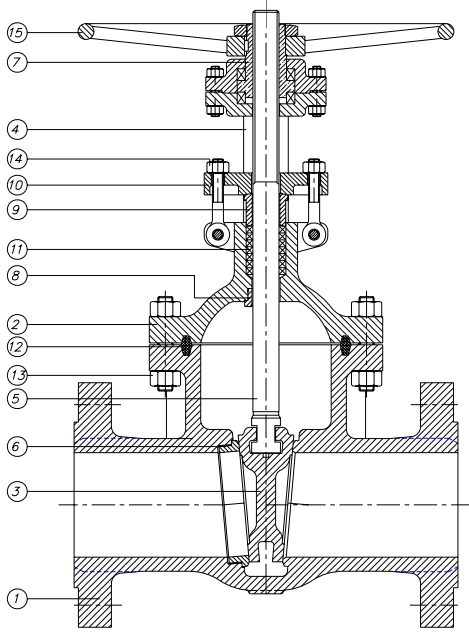




Gate Valves Class 2500

Type Bolted Bonnet

Parts and materials



Trim Material

API 600 Trim No.	Stem / Backseat	Seating Surface Body / Wedge
1	13% Cr	13% Cr
2	SS 304	SS 304
3	SS310	SS310
4	13% Cr	13% Cr (Hard)
5 or 5A	13% Cr	HF
6	13% Cr	13% Cr / Cu Ni
7	13% Cr	13% Cr / 13% Cr (Hard)
8 or 8A	13% Cr	HF / 13% Cr
9	Monel	Monel
10	SS 316	SS 316
11 or 11A	Monel	HF / Monel
12 or 12A	SS 316	HF / SS 316
13	Alloy 20	Alloy 20
14 or 14A	Alloy 20	HF / Alloy 20

HF: Hard Facing using CoCr welding alloy (Stellite)

Item	Description	Material			
		Carbon Steel	Carbon Steel (Low Temp.)	Alloy Steel	Stainless Steel
1	Body	A 216 Gr.WCB	A 352 Gr.LCB	A 217 Gr.C5	A 351 Gr.CF8M
2	Bonnet	A 216 Gr.WCB	A 352 Gr.LCB	A 217 Gr.C5	A 351 Gr.CF8M
3	Wedge	A 216 Gr.WCB + ER410	A 352 Gr.LCB + ER308	A 217 Gr.C5 + ER410	A 351 Gr.CF8M
4	Yoke	A 216 Gr.WCB	A 352 Gr.LCB	A 217 Gr.C5	A 351 Gr.CF8M
5	Stem	A 182 Gr.F6a	A 182 Gr.F304	A 182 Gr.F6a	A 182 Gr.F316
6	Seat Ring	A 105 + Stellite	A 182 Gr.F304	A 182 Gr.F6a + Stellite	-----
7	Stem Nut	B 148 / A 439 Gr.D2	B 148 / A 439 Gr.D2	B 148 / A 439 Gr.D2	B 148 / A 439 Gr.D2
8	Backseat	A 182 Gr.F6a	A 182 Gr.F304	A 182 Gr.F6a	-----
9	Gland	A 105	A 105	A 182 Gr.F6a	A 182 Gr.F316
10	Gland Flange	A 105	A 105	A 105	A 182 Gr.F304
11	Stem Packing	Graphited	Graphited	Graphited	Graphited
12	Gasket	Soft Iron	SS 304	SS 304	SS 316
13	Bonnet Bolt & Nut	A 193 Gr.B7 / A 194 Gr.2H	A320 Gr. L7 / A194 Gr. 7	A 193 Gr.B7 / A 194 Gr.2H	A 193 Gr.B7 / A 194 Gr.2H
14	Eye Bolt & Nut	A 193 Gr.B7 / A 194 Gr.2H	A 193 Gr.B7 / A 194 Gr.2H	A 193 Gr.B7 / A 194 Gr.2H	A 193 Gr.B7 / A 194 Gr.2H
15	Handw heel	Carbon Steel	Carbon Steel	Carbon Steel	Carbon Steel

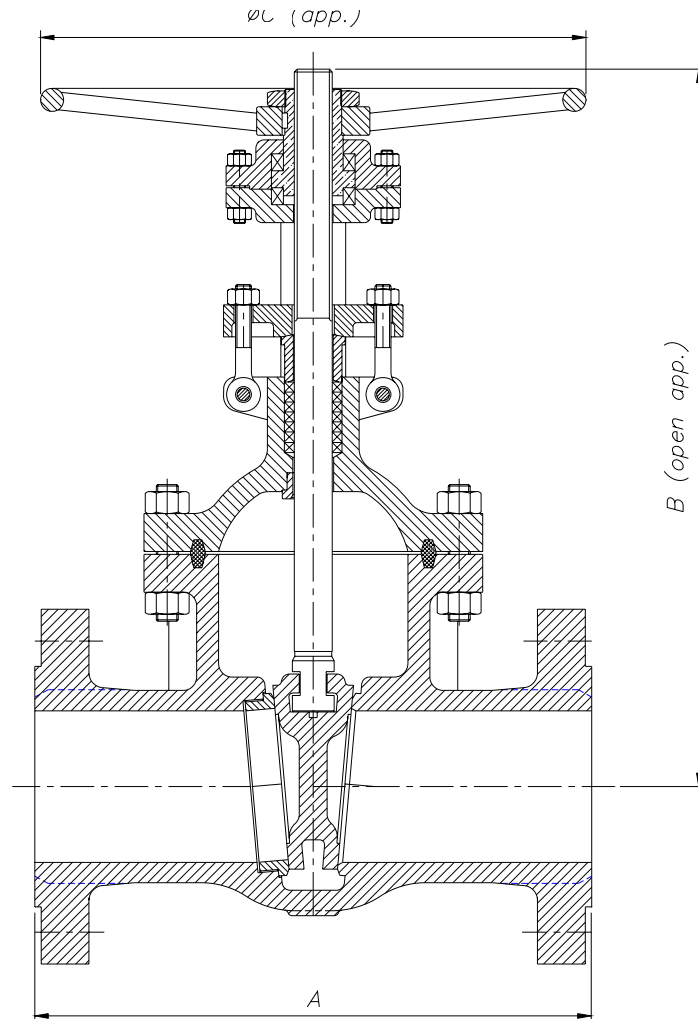
Item 6 and 8 only in Carbon Steel and Alloy Steel construction



Gate Valves Class 2500

Type Bolted Bonnet

Dimensions



DN	A (RF/BW)	B	ØC	WEIGHT
50 (2")	451	595	250	130
65 (2½")	508	675	300	180
80 (3")	578	750	350	220
100 (4")	673	805	400	320
125 (5")	794	1010	500	570
150 (6")	914	1200	600	815
200 (8")	1022	1346	680	1405
250 (10")	1270	1500	910	2550
300 (12")	1422	1700	1015	3900
350 (14")	1575	1950	1100	5800

(*) Dimensions in mm and weight in kg.



Gate Valves Class 2500

Type Bolted Bonnet

General Characteristics, Cv, P&T Rating

GENERAL CHARACTERISTICS		Fig. VC2500BB		
DESIGN STANDARDS				
Valves design	API 600 & ISO 10434	ASME B16.34	BS 1414	
End to End Dimensions	ASME B16.10 & ISO 5752			
Flanged Dimensions	ASME B16.5 & ISO 7005-1 Part. 1	ASME B16.47	BS 3293	MSS SP-44
Buttweld Dimensions	ASME B16.25			
Visual Inspection	MSS SP- 55			
Marking	MSS SP-25 & ISO 5209			
TESTS AND CERTIFICATES				
Pressure testing	API 598 & ISO 5208	BS 6755 Part. 1	MSS SP-61	
Other	ATEX, CE			

Cv Values in U.S. Gallons/min.

DN	Cv	DN	Cv
50 (2")	160	150 (6")	1500
65 (2½")	265	200 (8")	2650
80 (3")	370	250 (10")	4500
100 (4")	630	300 (12")	6000
125 (5")	1070	350 (14")	7050

Pressure-Temperature (STANDARD CLASS According to ASME B16.34)

Temp °C	MATERIAL			
	A216 WCB Bar	A352 LCB Bar	A217 C5 Bar	A351 CF8M (**) Bar
-29 to 38	425,1	398,6	430,6	413,4
95	387,6	376,9	427,5	355,5
150	376,9	366,2	411,0	321,1
205	363,8	354,5	405,1	294,9
260	343,8	334,2	381,7	274,2
315	314,2	305,9	347,3	259,1
345	308,3	300,1	338,0	254,9
375	305,9		325,9	249,4
400	289,4		303,2	245,3
425	236,3		291,4	242,5
450	153,6		277,7	239,8
485	98,5		212,6	238,4
510	59,3		157,4	221,9
540	29,6		114,0	200,8
565			82,7 *	197,4 *
595			57,2 *	175,4 *
620			35,5 *	135,7 *
650			19,6 *	106,5 *
675				84,7 *
705				66,8 *
735				55,1 *
760				43,4 *
790				33,4 *
815				23,8 *

* FOR WELD END VALVES ONLY. FLANGED END RATINGS TERMINATE AT 540°C

** A351 CF8M at temperatures over 538°C (1000°F) to be used only if Carbon contents is 0,04% or higher.